
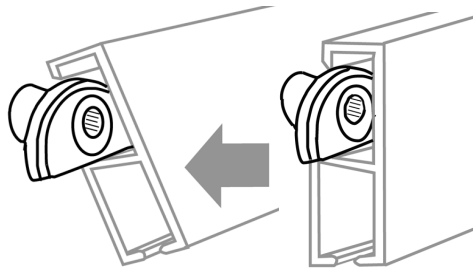


Aufbauanleitung Gallerieschienen

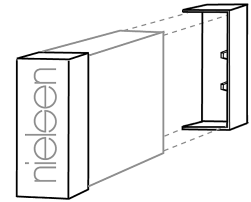
 Nielsen Bainbridge



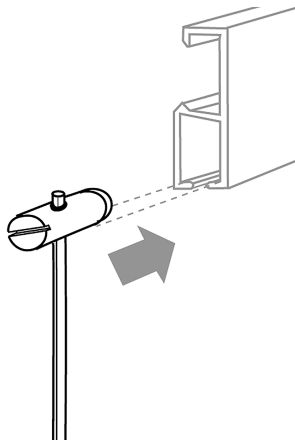
Wandklemme mit
Unterlegscheibe



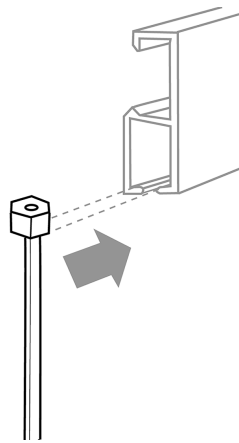
Montage der Gallerieschiene



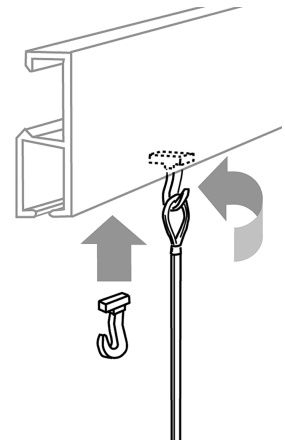
Endkappen



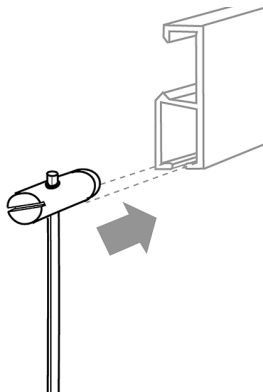
Perlenseil mit Schraubgleiter
max. 7 kg



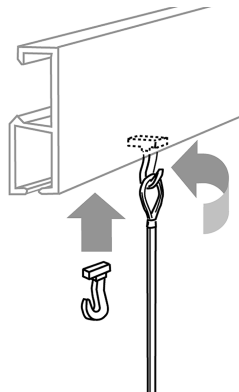
Perlenseil mit Tellergleiter
max. 5 kg



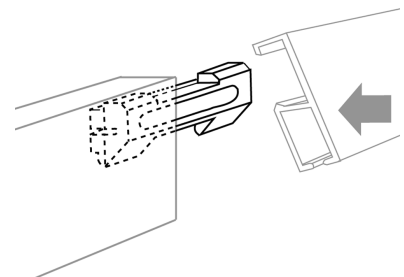
Perlenseil mit Schlaufe
und Gleithaken max. 5kg



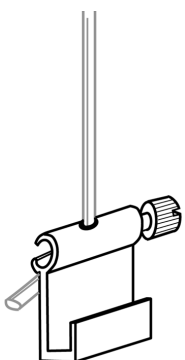
Stahlseil mit Schraubgleiter
max. 7 kg



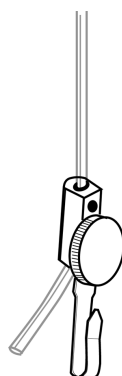
Stahlseil mit Schlaufe
und Gleithaken max. 7 kg



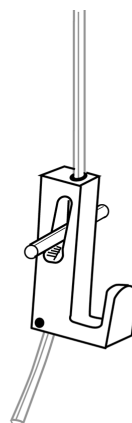
Schienenverbinder



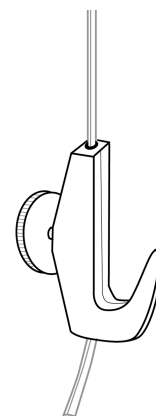
max. 5 kg



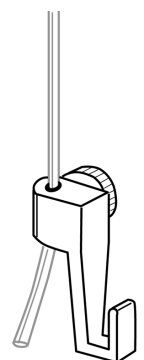
max. 2,5 kg



max. 5 kg



max. 7 kg



max. 5 kg